

EK-623U

WUXGA Large Class 1 chip DLP Projector

EIKI
Eiki grows with you

Value-Oriented Laser Light Source Projector




Outstanding Features

- High Contrast 100,000 : 1 (with Extreme Black Mode)
- High Color reproduction
- Digital Input Terminal (HDBaseT x 1, HDMI x 2 , DVI-D x 1)
- 20,000 Hours Light Source Life with Laser Technology
- Flexible installation
 - 360-degree free orientation (vertical and horizontal) projection capabilities
 - Lens Shift H: +/- 15 %, V: +/- 50%
 - Keystone Correction H: +/- 20 °, V: +/- 20 °, 4-Corner
 - 7 Optional Lenses including Ultra Short Throw Lens
- Built-in Picture in Picture and Picture by Picture
- The lightest weight with 16.9kg ever in EIKI Laser Series

360-degree Free Orientation projection



Picture in Picture and Picture by Picture




EK-623U WUXGA Large Class 1 chip DLP Projector

Specifications

Model (EAN)	EK-623U (4571194679144)	
Display Type	0.67" 1 chip DMD	
Resolution	WUXGA (1920 x 1200)	
Aspect Ratio	16:10	
Brightness (ANSI)	6,000 lm	
Contrast Ratio (with Extreme Black mode)	100,000:1	
Projection Light Source	Laser + Phosphor	
Light Source Life	20,000 hours	
Image Diagonal	Depend on lens (See below table)	
Zoom & Focus	Powered	
Throw Ratio	Depends on lens (See below table)	
Lens Shift	V: +/- 50 %, H: +/- 15% (Powered)	
Keystone Correction	V: +/- 20 degrees, H: +/- 20 degrees	
Projection Elevation Adjustment	Up to 5 degrees	
Scanning Frequency	H Sync: 15, 31 - 91.4 kHz, V sync: 24 - 30, 47 - 120 Hz	
Dot Clock	162 MHz	
Input Signals - Computer	WUXGA (1920 x 1200) - VGA (640 x 480)	
Input Singals - Video	1080 i/p, 720p, 576i/p, 480i/p	
Terminal	HDBaseT In	RJ45 x 1
	HDMI In	HDMI (version 1.4) x 2
	DVI In	DVI-D x 1
	VGA In	D-Sub 15 x 1
	Monitor Out (VGA Out)	D-Sub 15 x 1
	LAN	RJ45 x 1
	RS-232C	D-sub 9 x 1
	Remote Control In	3.5mm Mini Jack in x 1
	3D-Sync In	Mini Din 3 pins x 1
3D-Sync Out	Mini Din 3 pins x 1	
Fun Noise (Eco / Normal)	34 dB / 36 dB *1	
Dimensions (W x H x D)	484 x 181 x 509 mm	
Weight (without Lens)	16.9 kg	
Power Requirements	AC 100 - 240 V, 50/60 Hz	
Power Consumption (Eco / Normal)	470 W / 650 W	
Thermal Dissipation	2218 BTU / hour	
Standard Accessories	AC Power Cord x 2 (U.S. A. & Euro), VGA cable x 1, Lens Cover x 1, Remote Control (with AAA batteries x 2), Quick Start Guide, Safety Guide	

*1: with 2x color wheel speed

Dimensions



Remote Control




Terminals



- ① LAN ② HDBaseT ③ HDMI 1 ④ HDMI 2
- ⑤ DVI-D ⑥ VGA IN ⑦ R/C IN ⑧ 3D SYNC IN
- ⑨ 3D SYNC OUT ⑩ RS-232C ⑪ VGA OUT

Keypad



Optional Lenses ²

Model #	AH-A25010	AH-A22010A	AH-A22020	AH-A22030	AH-A21010	AH-A23010
Image						
Throw Ratio	0.36:1	0.75 - 0.95:1	0.95 - 1.22:1	1.22 - 1.53:1	1.52 - 2.92:1	2.90 - 5.50:1
Throw Distance	0.96 - 2.65 m	0.79 - 6.21 m	1.01 - 7.98 m	1.30 - 9.96 m	1.61 - 19.00 m	3.18 - 34.77 m
Zoom Ratio	-	x 1.26	x 1.28	x 1.25	x 1.9	x 1.9
Screen Size	120" - 350"	50" - 300"				
Focal Length	9.49 - 9.55 mm	11.11 - 14.06 mm	14.03 - 17.96 mm	18.07 - 22.59 mm	22.56 - 42.87 mm	42.60 - 80.90 mm
F Number	2.4	2.30 - 2.53	2.30 - 2.57	2.00 - 2.32	2.30 - 3.39	2.30 - 2.74

*2: AH-A22040 is available for EK-623U to get superior image.